



A.H. Systems, Inc.

9710 Cozycroft Ave.
Chatsworth, CA 91311



Tel: (818) 998-0223



sales@AHSystems.com

Fax: (818) 998-6892



www.AHSystems.com

SAS-585-20

Standard Gain Horn Antenna

8.2 GHz – 12.4 GHz

This Standard gain horn antenna has medium gain, low VSWR, and a constant antenna factor; excellent for both immunity and emissions testing.



* pictured mounted on an AEH-510 Tripod head

Frequency Range: 8.2 GHz – 12.4 GHz

Antenna Factor: 29 - 32 dB/m

Average Gain: 20.1 dBi

Maximum Continuous
Power: 250 Watts

Beamwidth E-plane: 15.9°

Beamwidth H-plane: 16.3°

Impedance: 50 Ω

Average VSWR: 1.15:1 (1.3:1 max)

Connector: WR-90 to N-Type female adapter

Features

- Frequency Range of 8.2 GHz to 12.4 GHz
- Linearly Polarized High Gain, Low VSWR
- Individually Calibrated at 1 Meter Horizontal Polarity
- Attached Tripod Mount for Horizontal and Vertical Mounting
- Three year Warranty

The Standard Gain Horn Antennas are designed specifically for utilization in emissions and immunity testing over the frequency range of 1 to 40 GHz. Each antenna is linearly polarized and has medium gain, low VSWR, and a constant antenna factor. The Standard Gain Horn performance is very precise and predictable through design parameters. Comparisons of measured versus computed antenna factors and gain have been shown to be +/- .5 dB. Therefore, the antenna is considered to be a standard reference, similar to that of a resonant dipole below 1 GHz. The coax-to-waveguide adapter is the only power-limiting component on the antenna and can be removed if high fields are desired. Each Standard Gain Horn comes with a tripod mount that adapts to any tripod with ¼-20 male threads. Horizontal and vertical polarization is obtained by rotating the antenna on the tripod.

Recommended Accessories

- ATU-510 (Antenna Tripod Unit, Wooden)
- AEH-510 (Azimuth and Elevation Head)
- SAC-18G-3 (3 Meter Low Loss Cable)



A.H. Systems, Inc.

9710 Cozycroft Ave.
Chatsworth, CA 91311



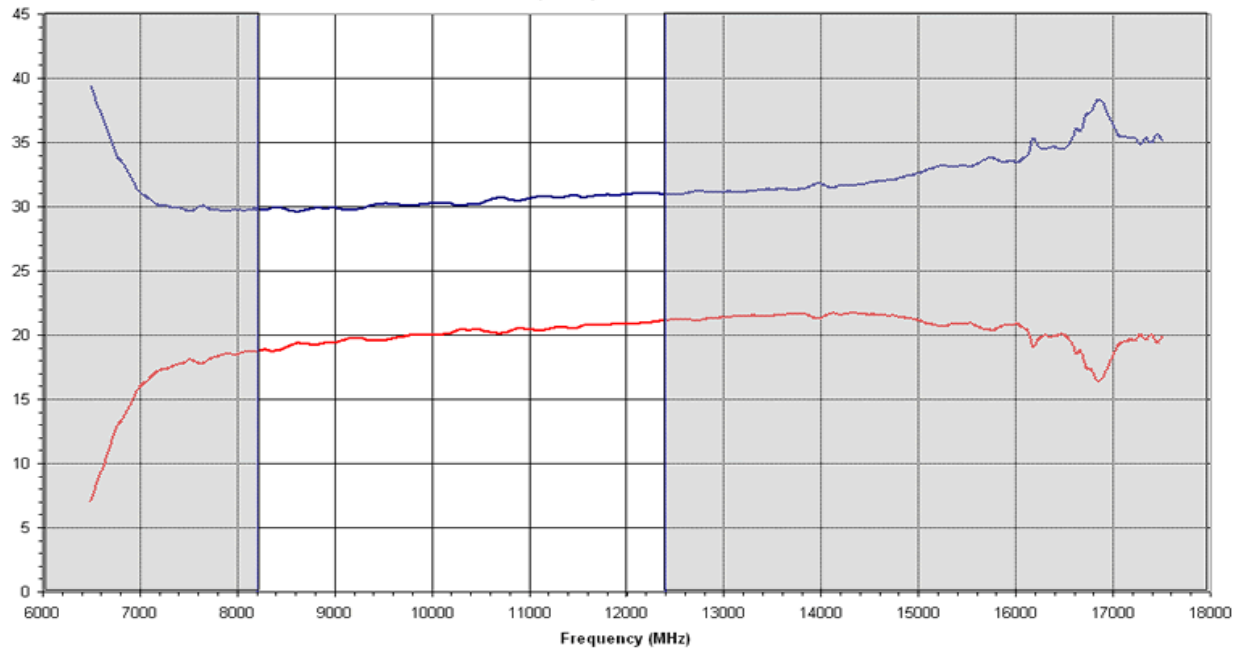
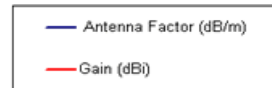
Tel: (818) 998-0223
Fax: (818) 998-6892

◆ sales@AHSystems.com
◆ www.AHSystems.com

A.H. Systems, inc.
9710 Cozycroft Ave.
Chatsworth, CA 91311
818.998.0223 fax 818.998.6892
sales@AHSystems.com www.AHSystems.com



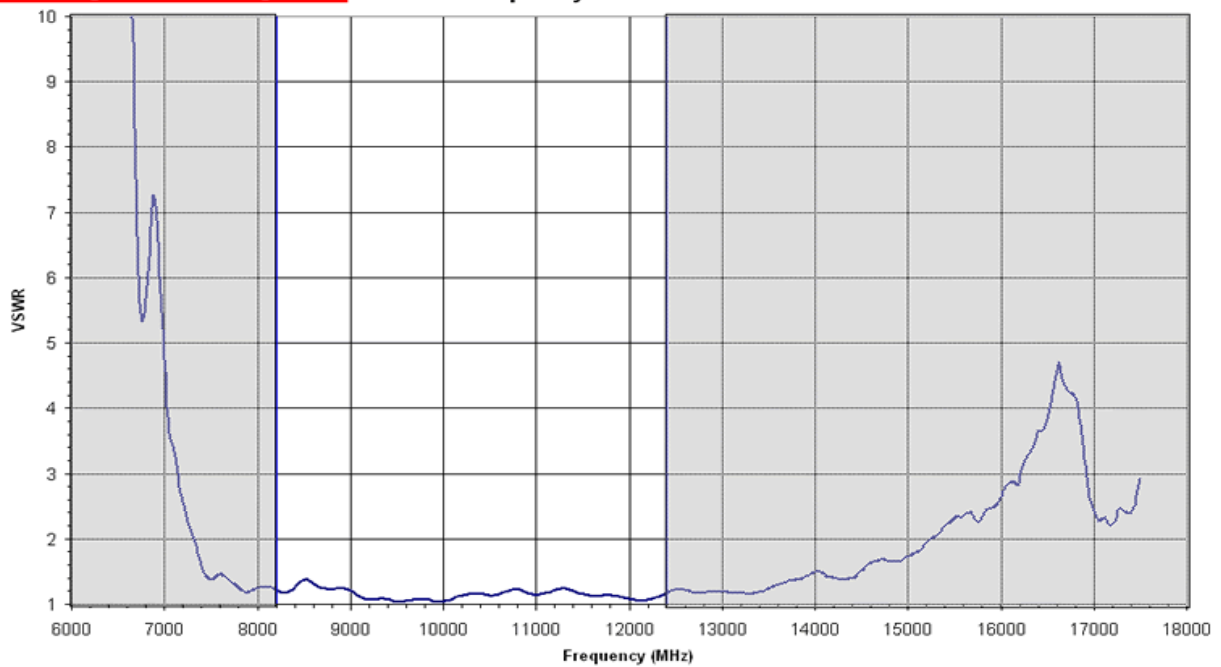
Antenna Data
1 Meter horizontal Polarity
Model: SAS-585-20
Frequency: 8.2 - 12.4 GHz



A.H. Systems, inc.
9710 Cozycroft Ave.
Chatsworth, CA 91311
818.998.0223 fax 818.998.6892
sales@AHSystems.com www.AHSystems.com



Antenna VSWR
Model: SAS-585-20
Frequency: 8.2 - 12.4 GHz





A.H. Systems, Inc.

9710 Cozycroft Ave.
Chatsworth, CA 91311



Tel: (818) 998-0223
Fax: (818) 998-6892

◆ sales@AHSystems.com
◆ www.AHSystems.com

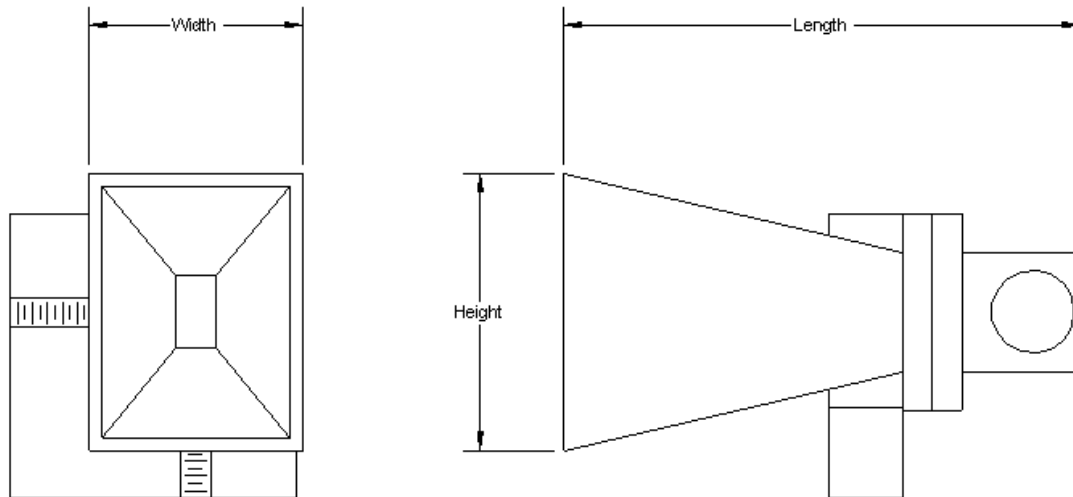


Figure 1 – SAS-585-20 (Horizontal Polarization)

Physical Dimensions:

Length: 11.2 in. (28.5 cm)
Width: 3.6 in. (9.1 cm)
Height: 4.9 in. (12.5 cm)
Weight: 1 lb.'s (453 g)